




Hanging Seagull Mobile


Setup & Care Guide




 **Unpacking & Checking**



1 x Assembled Seagull Mobile



1 x Hanging Hook (ceiling mount)



1 x This Guide

Handle with Care:

Please unpack your mobile gently to avoid bending the wires or tangling the elements. Lay the mobile carefully on a flat surface while preparing to hang it.

Need help? Contact us via Etsy!

Available Sizes


Our Seagull Mobiles come in various sizes to fit your space

16 cm

23 cm


29 cm

35 cm

 **Installation**


1 Choose Location

Select a suitable spot, ideally indoors or in a sheltered outdoor area (like a covered patio). Ensure there is enough clear space around it for the mobile to rotate freely without hitting walls, furniture, or plants. Allow approximately 50 cm (19.7") width for movement.




2 Check Height Clearance

Consider the mobile's body height (approx. 54 cm / 21.3") plus the length of the hanging line. Ensure it hangs at your desired height and is clear of obstructions below.




3 Install Hook

Securely install the provided Hanging Hook (or another appropriate ceiling hook) into a solid ceiling point (e.g., a beam, joist, or suitable anchor). Please ensure the hook is installed correctly and can support the mobile's minimal weight.




4 Hang Your Mobile


Carefully lift the mobile by its topmost loop or hanging point. Gently place the loop onto the installed ceiling hook.




5 Allow to Settle

Let the mobile hang freely and untwist if necessary. It is balanced to move gracefully with gentle air currents.




 **Care & Enjoyment**




Enjoy the Movement:

Watch as your seagulls gently "fly" and turn, adding a calming, artistic touch to your space.



Cleaning:


Gently dust the elements with a soft, dry cloth or a feather duster as needed. Do not use water or cleaners, as this may damage the wood or finish.



Avoid Strong Drafts:

While designed to move in gentle breezes, place away from strong, direct drafts (like open windows or powerful fans) which could cause excessive movement or tangling.

We hope you love your unique AnimalDeLux Kinetic Mobile!

Questions or Feedback? We're happy to help!  @animal.delux

animalDeLux