



Modern Plywood Teepee

Setup Guide







What's in the Box?



4 x Plywood Side Panels (Identical, with top slots & side holes)




2 x Wooden Support Dowels



1 x Fabric Hammock Sling (With sleeves/loops for dowels)

Questions? [Contact us via Etsy!](#)

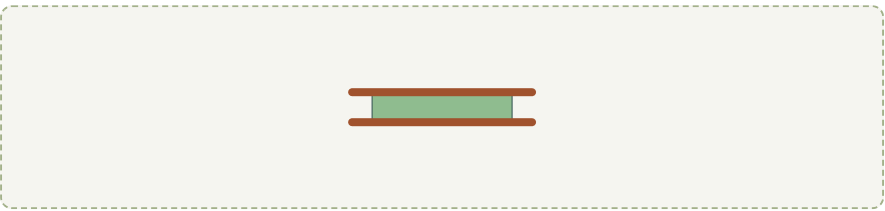


Assembly Steps

1

Prep Hammock

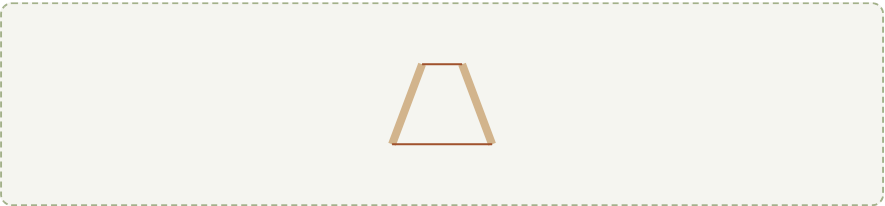
Lay the Fabric Hammock Sling flat. Slide one Wooden Dowel completely through the sleeve or loops along one long edge of the hammock fabric. Repeat with the second Wooden Dowel on the opposite edge.



2

Start Structure


Take two Plywood Side Panels. Align them so the slots at the pointed tops interlock partially, forming the beginning of the peak. Let them lean against each other.



3

Insert First Dowel

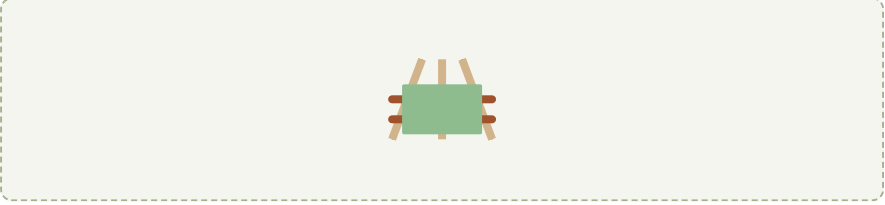
Take one of the dowels (with hammock fabric attached). Carefully insert one end of the dowel into the lower hole on one of the standing panels. Gently flex or position the panels to insert the other end into the corresponding hole on the opposite panel.



4

Add Third Panel & Second Dowel


Take a third Plywood Side Panel. Interlock its top slot with the first two at the peak. Insert one end of the second dowel (with hammock attached) into the lower hole of this third panel. Insert the other end into the corresponding hole on the adjacent panel.



5

Add Fourth Panel & Secure

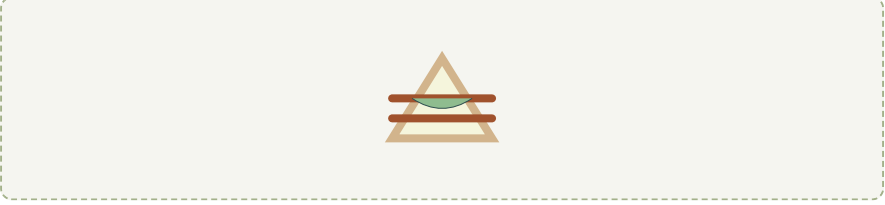
Take the fourth Plywood Side Panel and carefully interlock its top slot with the others at the peak. Ensure the ends of both Wooden Dowels are correctly seated in the lower holes of this fourth panel and its adjacent panels.



6

Adjust Hammock

Smooth out the Fabric Hammock Sling so it hangs evenly between the two dowels, creating a comfortable resting place.





Final Setup & Care



Placement:

Position your assembled Plywood Teepee in your pet's favorite relaxing spot.



Introduction:

Allow your pet time to explore their new elevated perch!



Care Instructions:

Plywood Structure: Wipe clean with a dry or slightly damp cloth. Avoid soaking.
Fabric Hammock: Remove dowels. Hammock sling is machine washable on cold/gentle cycle, air dry recommended.

Enjoy your beautiful, handcrafted AnimalDeLux Plywood Teepee!

Questions or Feedback? We're here to help!  @animal.delux

animalDeLux